

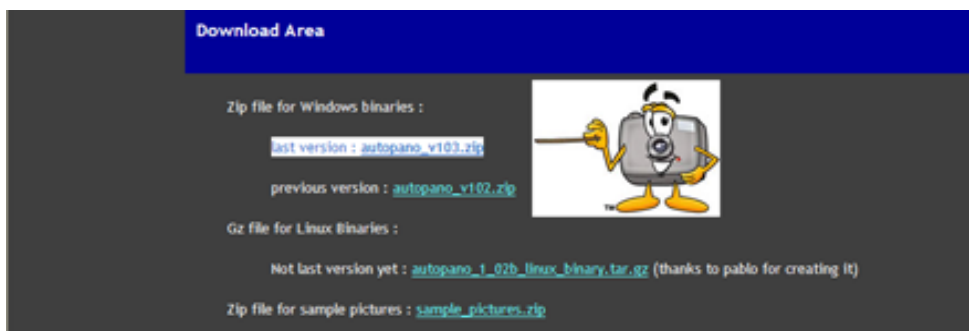
CHICAGO STEREO CAMERA CLUB DOWNLOAD AND INSTALL STEREO PHOTO MAKER (SPM)

- ☑ Go to <http://stereo.jpn.org/eng/> and download SPM













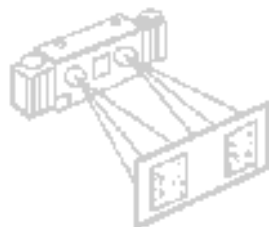
- ☑ When you run the install, it will extract and go into Programs Files/Stereomaker

- ☑ Go to <http://autopano.kolor.com/>
Download autopano_v103.zip



- ☑ Run the program to extract it AND MAKE SURE IT IS IN THE SAME DIRECTORY AS SPM (my example has old files which you don't have or need)

 stphmkre.exe	783 KB	Application
 stphmkr.chm	8,136 KB	Compiled HTML Help...
 READ web links.doc	27 KB	Microsoft Word Doc...
 update info.doc	27 KB	Microsoft Word Doc...
 stereomakerlink.c	7 KB	Microsoft Word Doc...
 STEREMAKER TIF	7 KB	Microsoft Word Doc...
 autopano.exe	3 KB	Application
 README.TXT	1 KB	Text Document
 Zipped files		File Folder
 doc		File Folder



CHICAGO STEREO CAMERA CLUB